

# PRESTIGE

UNDERWRITING


---

## CUSTOMER GUIDANCE


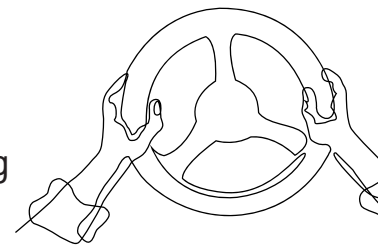
# MOTOR THEFT



## FOLLOW THESE SIMPLE RULES TO PROTECT YOUR VEHICLE FROM THIEVES



- Double-check electronic locking - always manually check your vehicle has locked before walking away.
- Keep the keys safe and out of view when at home, and away from your front door.
- Cars with keyless entry unlock automatically when the key comes within a short distance of the car. This can be from inside a pocket or bag. Keyless car theft or 'relay theft' is when a device is used to fool the car into thinking the key is close by. This unlocks the car and starts the ignition. When at home keep your car key (and the spare) well away from the car and put the keys in a screened or signal-blocking pouch.
- Fit a steering lock and additional car alarm.
- Keep an eye out for people lurking around, especially when leaving your vehicle. If you think someone is a threat, notify the police.
- Lock your vehicle, even when filling up or parked on your drive, greatly reduces the possibility of it being targeted by an opportunist thief.
- Check you haven't left any windows or the sunroof open.
- Don't leave your vehicle running unattended while you de-ice it or warm it up in cold weather - it's illegal.



- Be aware of carjackers - in traffic, drive with the doors locked and when queuing leave enough space in front of your vehicle to enable you to get out of a tight spot.

- If your car is stolen, some modern vehicle alarm and tracker systems have the facility to isolate or shut down fuel systems, bringing the vehicle to a halt.
- Park responsibly and avoid parking in dark and secluded areas. It's worth an extra five or ten-minute walk if it means your vehicle is left in a well-lit and busier street.
- Many modern vehicles are fitted with engine management diagnostic ports, which can unlock and start your vehicle. If your vehicle has this type of port, consider fitting a lockable cover.